

Contents

| | |
|--|----|
| KEY DATES..... | 2 |
| SCHOOLS INCLUDED | 2 |
| PUPILS TO BE INCLUDED..... | 2 |
| FUNDING AND THE IMPORTANCE OF SCHOOL CENSUS..... | 2 |
| KEY CENSUS DATA ITEM COLLECTION PERIODS | 3 |
| NEW, CHANGED & DELETED DATA ITEMS for SPRING 2025 | 4 |
| EARLY YEARS DATA FOR SPRING 2025..... | 5 |
| UIFSM & SESSION ATTENDANCE DATA FOR SPRING 2025..... | 7 |
| CLASS INFORMATION FOR SPRING 2025..... | 7 |
| ‘DRY RUN’ & TESTING | 8 |
| GENERATING MIS RETURN | 8 |
| AUTHORISING MIS RETURN..... | 8 |
| SUBMITTING MIS RETURN TO COLLECT | 8 |
| COLLECT: FAMILIARISATION | 10 |
| COLLECT: RESOLVING ERRORS & QUERIES | 10 |
| COLLECT: RETURN LEVEL NOTEPAD ENTRIES FOR OK'D QUERIES | 11 |
| COLLECT: REPORTS USED FOR FUNDING – NEW DFE VALIDATION QUERY | 12 |
| COLLECT: REPORTS USED FOR RESOLVING DUPLICATE RECORDS – NEW DFE VALIDATION ERROR | 12 |
| COLLECT: VIEWING & DOWNLOADING REPORTS..... | 13 |
| WHO TO CONTACT?..... | 14 |
| SPRING 2025 SCHOOL CENSUS – PREPARATION CHECKLIST..... | 15 |

KEY DATES

| | |
|--|---|
| Week commencing XX January - XX January (4pm) | <i>Optional. Department for Education (DfE) strongly recommended, if possible.</i> <i>COLLECT familiarisation test period: A 'beta' release is available for testing purposes via COLLECT, and remains available until 4pm on Friday XX January, at which point the test area will be removed and cleared out in advance of the 'live' collection on Thursday 3 October.</i> |
| Thursday 16 January 2025 | Census Day |
| Tuesday 21 January 2025 | Maintained schools & PRU deadline for submission to the Local Authority for validation via COLLECT . |
| Wednesday 12 February 2025 | Maintained schools & PRU deadline for submission to be approved by the Local Authority via COLLECT . |
| Wednesday 12 February 2025 | Academies and free schools deadline for validated and approved submission directly by the Department for Education (DfE) via COLLECT . |

Note: Following approval and final DfE checks, all state-funded school submissions must receive a final DfE 'authorised' status.

SCHOOLS INCLUDED:

The school census collects individual school characteristics and pupil records, 3 times a year.

In England, all of the following schools are required to provide a return to DfE:

- maintained nursery, primary, middle-deemed primary, middle-deemed secondary, secondary, all-through, special schools (including non-maintained special schools), pupil referral units / alternative provision (PRU / AP), academies (including free schools, university technical colleges (UTCs) and studio schools) and city technology colleges (CTCs).

PUPILS TO BE INCLUDED:

- all pupils on the register on census day
- any additional pupils subject to a suspension or permanent exclusion in previous 2 terms
- any additional pupils who attended the school in the previous term for which termly attendance information is required - not for nursery schools
- any additional pupils who had an alternative provision (AP) placement within the collection period (since the last census day), not applicable for nursery schools
- any additional pupils who were recorded as in receipt of learner funding and monitoring since the start of the academic year – not applicable to nursery schools
- any additional pupils awarded a bursary since the start of the academic year – not applicable to nursery, primary and middle schools

FUNDING AND THE IMPORTANCE OF SCHOOL CENSUS

The spring school census will be used to fund the early year's block of the dedicated schools grant as well as pupil premium (for pupil referral units and alternative provision academies and free schools) and universal infant school meals.

The school census is the DfE's primary source of administrative data about pupils attending schools in England.

KEY CENSUS DATA ITEM COLLECTION PERIODS

| Item | Period |
|---|---|
| Term dates | 2025-01-01 to Easter Sunday 2025-04-20 |
| Free school meal eligibility | Periods of eligibility for free school meals with: (a) An FSM eligibility start date and no FSM eligibility end date; or, (b) An FSM eligibility end date since the previous census, that is, on or after 2024-10-04 and up to including the spring census day (2025-01-16) |
| Learner Funding and Monitoring (FAM) entity | Any Learner FAM assigned, where applicable since the beginning of the 2024 to 2025 academic year (from 2024-08-01) to students who are either on roll or off roll on census day (2025-01-16) |
| Termly suspensions and permanent exclusions | Easter Monday 2024-04-01 to 2024-12-31 |
| Termly attendance | Start of the autumn term (from 2024-08-01) to 2024-12-31 |
| Alternative provision (AP) placement module | any current (open) AP placements and any previous placements where the pupil has already left an AP placement between: 2024-10-03 to 2025-01-15 inclusive |
| Learner support (bursary funding for 16 to 19 year olds) | Any 16 to 19 bursaries awarded since the beginning of the 2024 to 2025 academic year (from 2024-08-01) to students who are either on roll or off roll on census day of 2025-01-16 |

More school census data items information is at <https://www.gov.uk/guidance/complete-the-school-census/data-items-2024-to-2025>.

NEW, CHANGED & DELETED DATA ITEMS for SPRING 2025

1) New data items:

| Item | Description |
|------------------|---|
| School Childcare | The 'School Childcare' module has been updated to record if: <ul style="list-style-type: none">• a childcare place is available for every parent who wants one• the childcare provision is open from 8am or earlier (if before school)• the childcare provision offers childcare covering 8am to 6pm• the childcare provision is open to at least 6pm (if after school)• the holiday childcare provider is open from 8am or earlier and to at least 6pm |

2) Existing data items:

| Item | Description |
|-------------------|---|
| Termly attendance | New attendance codes collected from spring 2025. |
| Ethnicity | The ethnicity code set (CS080) has been amended to align with the ONS 2021 census by including ABRI (Asian - British), AWL (Asian - Welsh), BBRI (Black - British), BWEL (Asian - Welsh), and ORAB (Arab). All are main codes except ORAB which is an extended code and covered by the main code of OOTH (Any other ethnic group). The description of WIRT has been updated to 'Irish Traveller'. |
| Childcare | Signposting to offsite childcare, the response code 'YF' has been updated from 'including transport' to 'including escort'. |

3) Deleted data items:

| Item | Description |
|-------------------|--|
| Termly attendance | Sessions missed for Authorised, Unauthorised, Educational and Exceptional will be discontinued from spring 2025. |

More information about data item changes for the whole of the academic year 2024 to 2025 is at <https://www.gov.uk/guidance/complete-the-school-census/changes-for-2024-to-2025>.

EARLY YEARS DATA FOR SPRING 2025

The tables below clarify the early years data requirements for School Census Spring 2025.

| Data Item | School Census Spr 25 |
|-----------------------------------|---|
| Hours at Setting | Collected for all 9 months up to and including 4 year olds. |
| Funded Hours | Collected for disadvantage 2 year olds and all 3 and 4 year olds. |
| Extended Hours | Collected for 3 and 4 year olds with Eligibility Code. |
| Expanded Hours | Collected for 9 months up to and including 2 year olds with Eligibility Code. |
| 30 Hour Code / Eligibility Code | Collected as Eligibility Code as necessary. |
| DAF Indicator | Collected for 9 months up to and including 4 year olds. |
| 2 Year old Basis for Funding | Collected for 2 year olds. |
| Early Years Pupil Premium Receipt | Collected for 9 months up to and including 4 year olds. |

Source: SIMS

| Data item | Description |
|---|---|
| <p>Funded universal entitlement hours.</p> <p><i>(Maximum funded entitlement hours: 15 hours)</i></p> | <p>Funded early years entitlement hours are collected for eligible pupils aged 2, 3 and 4 years in nursery provision.</p> <p>A specified subset of disadvantaged 2-year-olds also becomes eligible from the term following their second birthday.</p> <p>In some circumstances, 2-year-olds may be eligible for both the 15-hour entitlement for disadvantaged 2-year-olds and the expanded entitlement but can only take up one of these entitlements. In those circumstances, children should be recorded against the disadvantaged entitlement (funded hours).</p> |
| <p>Funded extended entitlement hours.</p> <p><i>(Maximum funded entitlement hours: 15 funded universal free entitlement hours + 15 extended free entitlement hours equals 30 hours)</i></p> | <p>Extended funded entitlement hours are collected for 3- and 4-year-old children with working parents who are in education provision.</p> <p>Extended funded entitlement hours are available for pupils aged 3 and those pupils aged 4 who are in year groups 'E1', 'E2', 'N1' or 'N2' only.</p> |
| <p>Funded expanded entitlement hours.</p> <p><i>(Maximum funded entitlement hours: 15 hours)</i></p> | <p>Expanded funded entitlement hours are collected for 9-month-olds to 2-year-olds with working parents (where the parent has an eligibility code), who are in education provision.</p> <p>In some circumstances, 2-year-olds may be eligible for both the 15-hour entitlement for disadvantaged 2-year-olds and the expanded entitlement but can only take up one of these entitlements. In those circumstances, children should be recorded against the disadvantaged entitlement (funded hours).</p> |
| Eligibility code | <p>The eligibility code indicator is an 11-digit integer that is required for pupils who claim extended or expanded funded entitlement hours. This applies to all eligible 9-month-olds to 3-year-olds and those pupils aged 4 in year groups 'E1', 'E2', 'N1' and 'N2' only, who are on roll on census day. The code confirms the eligibility of working parents to receive the 15 extended funded entitlement hours, or the 15 expanded funded entitlement hours.</p> |
| Hours at setting | <p>Hours at setting are collected for the same pupils and schools for whom funded entitlement hours are collected.</p> <p>This data item records, for pupils aged from 9 months to 4 years old, the total number of hours they spent in education provision at the school irrespective of who funded the hours. It is the total of:</p> |

| | |
|----------------------------------|---|
| | <ul style="list-style-type: none"> any hours funded under the free early education entitlements: plus, any hours funded under extended funded entitlement (for working parents) plus, any hours funded under expanded funded entitlement (for working parents) plus, any additional hours of education funded from other sources such as parents |
| 2-year-old basis for funding | <p>From summer 2024 onwards DfE collects termly. DfE collect the basis under which a 2-year-old has been funded whilst taking up a place in the school. This is not required for 2-year-olds taking up the expanded entitlement hours. You can enter more than one code if needed.</p> <p>ECO Economic criteria HSD High-level SEN or disability LAA Looked after or adopted from care</p> |
| Disability access fund indicator | <p>The disability access fund (DAF) indicator records whether a child aged from 9 months to 4 years old is in receipt of DAF from the local authority.</p> <p>To be eligible for DAF, the child must be in receipt of disability living allowance (DLA) and one of the early years entitlements.</p> <p>Pupils who are aged 4 as at the 31 August in reception and above, who are funded via the schools' block of the dedicated schools grant, are not eligible for DAF funding.</p> |
| Early years pupil premium | <p>The early years pupil premium (EYPP) is additional funding for early years settings to improve the education they provide for disadvantaged 9-month-olds, 2-year-olds, 3-year-olds and 4-year-olds in 'E1', 'E2', 'N1' and 'N2' only.</p> <p>Children are eligible to receive EYPP if they are taking any of the following:</p> <ul style="list-style-type: none"> universal funded entitlement for 3- and 4-year-olds disadvantaged entitlement for 2-year-olds expanded entitlement for 9-month-olds to 2-year-olds. <p>They must also either:</p> <ul style="list-style-type: none"> meet benefits-related criteria equivalent to those for free school meals (receipt of free school meals does not automatically qualify a child for EYPP) be in the care of the local authority (in England or Wales) have left care (in England or Wales) through: <ul style="list-style-type: none"> adoption special guardianship a child arrangements order (formerly known as a residence order) <p>EYPP is not payable on the extended entitlement for 3 and 4-year-old children of working parents.</p> <p>For pupils in receipt of the early years pupil premium, the DfE also need the reason why they are receiving.</p> |

More information about these data items is <https://www.gov.uk/guidance/complete-the-school-census/data-items-2024-to-2025>.

UIFSM & SESSION ATTENDANCE DATA FOR SPRING 2025

The table below clarifies the new DfE attendance session codes impact on:

- ‘school lunch taken’ data used to determine Universal infant free school meal (UIFSM) funding
- attendance data that is collected in School Census Spring 2025.

| School Census Spring 2025 | |
|--|---|
| Univeral Infant Free Schooi Meals on Reference Day | Calculation of School Dinner Taken on Refence Day (Spring Term 2025) via selecting the Attendance button will take account of the new set of DfE session attendance codes. The Physical Meaning of the pupil's attendance code on the Reference Day is used to decide if a pupil is available to take the meal. |
| Session Attendance data for the term preceding the Census Reference Day | Session Attendance data is collected for the Autumn Term 2024, which is after the new set of DfE sesion attendance codes is in use. So there will be a significant impact on this area of School Census Spring 2025. |

Source: SIMS

As this will be the first school census to provide attendance data to the DfE that is based on the new DfE attendance codes introduced in August 2024. [Click here](#) to obtain a copy of the DfE guidance on their regulations.

CLASS INFORMATION FOR SPRING 2025

The DfE need details of all classes running at the selected time on spring census day. The ‘selected time’ is based on the last digit of a school’s departmental establishment number.

| Last digit of your departmental number | Selected time |
|---|---|
| 4, 7, 8 or 9 | the selected time is one hour after the start of morning school |
| 0, 1 or 5 | the selected time is one hour before the end of morning school |
| 2, 3 or 6 | the selected time is one hour after the start of afternoon school |

More information is at <https://www.gov.uk/guidance/complete-the-school-census/data-items-2024-to-2025>

'DRY RUN' & TESTING

Schools should take the opportunity to do a 'dry run' of their school census return from the school management information system (MIS). The purpose of a dry run is to provide details about any corrections that need to be made to your data to make it acceptable for inclusion. So that you are aware of any potential issues, it is advisable to do this as early as possible, even if you know that your data has not yet been fully prepared or checked. Contact your management information system (MIS) Support Provider for any procedural guidance to facilitate a dry run.

GENERATING MIS RETURN

All relevant pupil data has been entered and updated in your management information system (MIS) before the school census return is created.

Your MIS will have validation which will help you to identify and correct errors in your data before you generate your return. Follow your MIS support provider instructions to create, validate and authorise the return.

Schools should contact their MIS support provider for specific guidance on generating and validating the return.

AUTHORISING MIS RETURN

Your MIS will automatically generate a summary of the data in the school census return that will:

- allow you to check that the data is accurate and complete before sending it to the Headteacher; and
- allow the Headteacher authorising the return to check it is accurate and complete before submitting it to the local authority or DfE.

There should be a Headteacher sign-off process within each school. The Headteacher is responsible for reviewing and authorising census data before it is submitted.

SUBMITTING MIS RETURN TO COLLECT

Maintained schools including pupil referral units submit data to the Local Authority using COLLECT for further validation and approval before being submitted for DfE authorisation. Academies and Free schools submit data directly to the DfE using COLLECT for DfE approval and authorisation.

To use COLLECT to submit your school census data, you will need to log in via DfE Sign-in <https://services.signin.education.gov.uk>. Contact your school approver, if you want to request a DfE sign-in username or password so you can access COLLECT.

DfE Sign-in

DfE Sign-in is how schools and other education organisations access DfE online services.

To access your DfE online services, you'll either need:

- **an existing DfE Sign-in account.** This will be the email address and password you created when you first accessed DfE Sign-in.
- **to create a DfE Sign-in account.** If you haven't used DfE Sign-in before you'll need to [create a DfE Sign-in account](#).

[Start now >](#)

Sign in with username and password

Department for Education Sign-in

Sign-in to access DfE online services.

Email address

Password

Show

[Forgotten your password?](#)

By signing in you accept [DfE Sign-in terms and conditions](#).

[Sign in](#)

[Create account](#)

Select 'Collect'

[Collect](#)

COLLECT (Collections Online: Learners, Education, Children and Teachers) allows users to see and submit data collections and censuses to the Department for Education.

Click 'Continue'

Department for Education You are logged in as 320gnyamundanda | [Log out](#)

COLLECT Portal
our last logon was 07/09/2024 12:24:05
our last session ended 07/09/2024 12:28:43

ollect Welcome

Welcome to **COLLECT (Collections On-Line for Learning, Education, Children, and Teachers)**. COLLECT is the DfE Centralised Data Collection and Management System for Education

*** Data Collection Visibility ***
ust to remind users, if the data collection has not yet opened you will not be able to see this in the list of available data collections.

PROCEED INTO COLLECT
[Continue...](#)
Code of Conduct

Select relevant School Census collection, and select 'Select Data Collection'

[Select Data Collection >](#)

Select 'Upload Return from file', browse local computer and select XML school census return.

What can I do with My Data Return?

[Upload Return from file...](#) Press this button to Import a file into your data return

Follow on screen instructions to upload return.

COLLECT: FAMILIARISATION

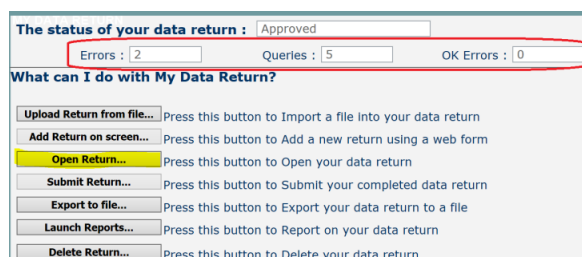
A 'beta' release of the 2025 spring school census will be available via [COLLECT](#) prior to the census going 'live' for testing purposes. Once the familiarisation period is over the COLLECT blade will be removed and cleared out in advance of the start of the live collection on Thursday 16 January 2025.

The Department for Education (DfE) and Local Authority strongly recommend that, if possible, all schools take the opportunity to upload a 'test' census XML return from the school management information system (MIS) into COLLECT during the familiarisation process. This will allow schools to check that all the required data is being output correctly from their MIS into the census return and whether any validation errors or queries are generated against their data when loaded into COLLECT which need to be resolved before the collection goes live. This will be especially important for any schools completing the school census for the first time. Please note that some COLLECT checks require reference data which is not yet in place so may trigger incorrectly – this will be in place in time for 'go live' so genuine errors will remain at that point.

COLLECT familiarisation will take place on the same system as the 'live' collection. A DfE schools guide for using COLLECT is at <https://www.gov.uk/government/publications/collect-guides-for-schools-and-local-authorities>.

COLLECT: RESOLVING ERRORS & QUERIES

Once the return is uploaded, the status screen indicates the status of the return; as well as any DfE COLLECT errors or queries present in the return following system validation.



To view the errors or queries, click on "Open Return", and click the 'All Errors' button.

All Errors

| Rule No. | Return Level | Error Message | Priority |
|----------|--------------|--|----------|
| 2190Q | Y | Please check: Percentage of pupils in school with EHC plans seems high (greater than 10%) | Queries |
| 1877Q | Y | Take up of school lunches for pupils in reception, year 1 and year 2 (plus pupils aged 4 to 6 in year X) greater than 95%. Please confirm more than 95% of infant pupils took a school lunch on census day | Queries |
| 4007Q | Y | Please check: no pupils on roll are in receipt of National Tutoring Programme (NTP) | Queries |
| 4015Q | Y | Please check: no School Arranged Alternative Provision (AP) placements have been provided | Queries |

Page 1 of 1

- Errors must be resolved by amending the MIS return and resubmitting to COLLECT.
- Checked and ok'd queries can remain if you add an explanatory COLLECT return-level note for each one using the DfE list of acceptable notepad entries which can be found at <https://www.gov.uk/guidance/complete-the-school-census/check-your-data> (section 'Adding explanation notes for queries').

COLLECT: RETURN LEVEL NOTEPAD ENTRIES FOR OK'D QUERIES

Checked and ok'd queries can remain if you add an explanatory COLLECT return-level note for each one using the DfE list of acceptable notepad entries which can be found at <https://www.gov.uk/guidance/complete-the-school-census/check-your-data> (section 'Adding explanation notes for queries').

To create a return level note select 'Open Return'.



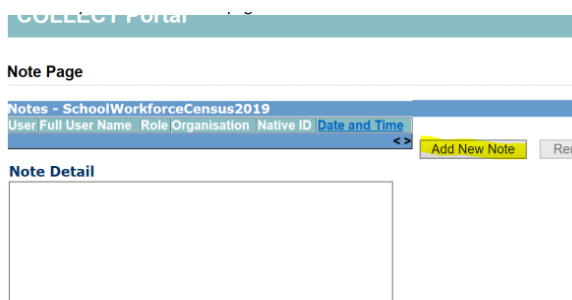
Once you have opened the return click on the pencil icon underneath "Return Level Notes" (all query notes needed to be added at return level, even if the query itself relates to an individual):



If you already have other notes on your return the icon will look like this:

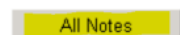


Once you are on the notes page click on the "Add New Note" button



- It is acceptable to return a separate notepad entry for each query; or one notepad entry for numerous queries i.e. start a separate line for each query.
- You can now type in the note you want to add. Begin the note with the query number. When you have completed your note, making sure to use the exact notepad entry advised by the DfE list of acceptable notepad entries. For example "2190Q: confirmed as correct".
- If the DfE list of acceptable notepad entries states that a reason must be provided, do not return 'confirmed', 'correct', 'data is correct' etc. This would be an insufficient notepad entry and the DfE will be unable to process the return to 'authorised' stage.
- Where multiples of the same query occur, and the reason is the same for each one, use the "X" and number alongside the query number. For example: "5240Q X2 - Though the pupil attends school for 25 hours or more, they do not attend the school for 10 sessions a week."

To view all the notes you have added, click on "All Notes".



COLLECT: REPORTS USED FOR FUNDING – NEW DFE VALIDATION QUERY

There are a number of reports in COLLECT that you should use to check your data.

All relevant reports for your school phase or type should be run and checked.

The Department for Education (DfE) has introduced a new validation query to check that your school has run all relevant reports. Schools with this COLLECT validation query should run the reports although this query will not prevent the return from being 'authorised'.

A list of COLLECT reports is outlined below:

| Report | Description |
|--------------------------------------|--|
| Pupil number report | This provides a headcount of your pupils by national curriculum year group, the headcount of your pupils minus subsidiary registrations and the number of pupils that will be used in numerous funding streams and therefore will account for funded and extended hours and unresolved duplicate UPNs. |
| Free school meals (FSM) report | Allows schools to check the FSM eligibility data submitted in their census return. This report only refers to FSM eligibility reported in the current census and not the FSM ever measure used to allocate the pupil premium. |
| Universal infant free school meals | Provides a breakdown of the infant pupils that the DfE will use in the universal infant FSM funding calculation. |
| Pupil premium | Allows schools to check and verify the data in their spring school census, which will feed into the deprivation, service child and post looked-after children report elements of the pupil premium allocation. |
| Early years pupil premium | Allows schools to check and verify the data in the census, which the DfE use for the early years pupil premium allocations. |
| Learner funding and monitoring (FAM) | Allows schools to check and verify the data returned in each termly census on pupils in receipt of specific elements of the education recovery package. |
| Zero funded hours | Highlights the number of early years pupils who have 'zero' funded hours recorded on the school census return. The DfE use funded hours to calculate the early years block of the dedicated schools grant. |

More information about these reports is at <https://www.gov.uk/guidance/complete-the-school-census/check-your-data>.

COLLECT: REPORTS USED FOR RESOLVING DUPLICATE RECORDS – NEW DFE VALIDATION ERROR

Two COLLECT reports identify duplicate records in the census return, as outlined in the table below:

| Report | Description |
|----------------------------|---|
| Duplicate report: Same UPN | A duplicate UPN is one where more than one pupil registration shares the same UPN and the registrations sharing the UPN have an invalid combination of enrolment statuses. Unresolved |

| | |
|---|--|
| | duplicates will impact on funding allocations such as the dedicated schools grant and pupil premium. |
| Duplicate report: Same Person Different UPN | Includes all cases where there appears to be duplication of a pupil based on the characteristics - for example, surname, forename, middle name, date of birth and gender - but where different UPNs are present. |

More information about these reports is at <https://www.gov.uk/guidance/complete-the-school-census/check-your-data>.

New COLLECT validation error (DupUPNRprt)

The Department for Education (DfE) has introduced a new COLLECT validation error (DupUPNRprt) that will trigger if the COLLECT return has unresolved duplicates which impact funding allocations.

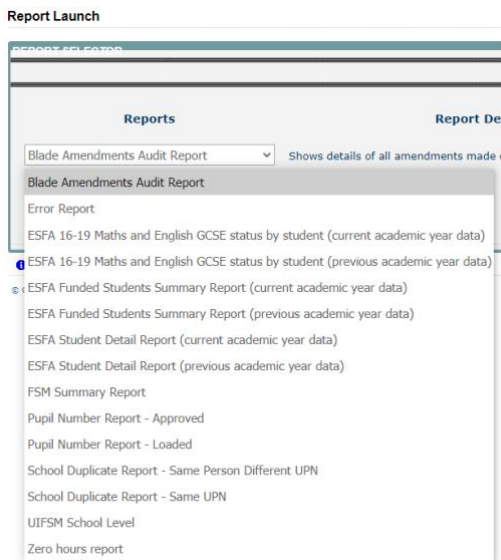
The return will not be authorised by the DfE until all errors are resolved. Please note if the return has been previously authorised and a duplicate UPN is introduced at any point during the 'live' collection the return status will revert to 'approved' i.e. not DfE authorised.

COLLECT: VIEWING & DOWNLOADING REPORTS

To run these reports



You will then see a page where you can launch a number of different reports, with a brief description of what each report shows. Just select the report you want from the drop-down menu and then click the launch button.

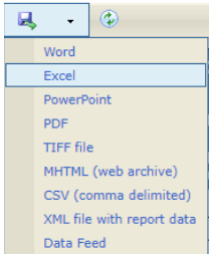


You may then see a second report parameters screen where you will need to click launch report again:

Report Parameter Selection

| | |
|--|----------------------|
| | |
| | |
| | Launch Report |

You can view the report in browser and page back and forth using the arrow buttons. Or you can export the report in a variety of different formats:



WHO TO CONTACT?

| Contact | Support |
|---|---|
| Business Intelligence Team E-mail: edu.performance@walthamforest.gov.uk | School Census data collection and return queries. Note: Maintained schools make returns directly to the Local Authority and should contact them regarding any matters to do with the data submitted. |
| Department for Education (DfE) Service Request: https://form.education.gov.uk/service/Data-collections-service-request-form | School Census data collection and return queries. Note: Academies/free schools make returns directly to the DfE and should contact them regarding any matters to do with the data submitted. |
| Management information systems (MIS) support provider | For specific training and guidance about producing the CTF/XML return. Here are links to SIMS , Arbor and ScholarPack MIS guidance. |

SPRING 2025 SCHOOL CENSUS – PREPARATION CHECKLIST

The checklist below indicates some of the tasks to undertake to prepare for the school census.

Your MIS Support Provider may provide a more specific procedural list of tasks that you should follow.

More information about school census data items is at <https://www.gov.uk/guidance/complete-the-school-census/data-items-2024-to-2025>.

| Description of task | Completed |
|---|--------------------------|
| Check with your System Administrator/Manager that you have the appropriate permissions to run the Census and record associated data | <input type="checkbox"/> |
| Carry out a dry run to determine what information needs to be updated | <input type="checkbox"/> |
| Check school-level information: | |
| Check establishment details | <input type="checkbox"/> |
| Check the school telephone number and email address | <input type="checkbox"/> |
| Check the school's support unit | <input type="checkbox"/> |
| Check school childcare information | <input type="checkbox"/> |
| Check Special school information SP | <input type="checkbox"/> |
| Collate admission appeals information P S AT <i>Applicable to Foundation, Voluntary Aided schools and Academies only</i> | <input type="checkbox"/> |
| Check pupil/students' various registration details: | |
| Update information using the bulk update routine | <input type="checkbox"/> |
| Check that leavers and re-admissions have been recorded | <input type="checkbox"/> |
| Remove any pupil/student records entered in error | <input type="checkbox"/> |

Key:

N Nursery schools **P** Primary schools **S** Secondary schools
SP Special schools **AT** All-Through schools **PRU** Pupil Referral Units

| Description of task | Completed |
|--|--------------------------|
| Check pupil/students' basic details (e.g. name, date of birth, gender, etc) | <input type="checkbox"/> |
| Check pupil/students' registration details (e.g. enrolment status, admission date, year taught in, UPN, part-time information, Alternative Provision Placement, etc) | <input type="checkbox"/> |
| Check and correct their National Curriculum year group | <input type="checkbox"/> |
| Check pupil/students' home address information | <input type="checkbox"/> |
| Check pupil/students' eligibility for free school meals | <input type="checkbox"/> |
| Check pupil/students' ethnic and cultural information | <input type="checkbox"/> |
| Check additional information | <input type="checkbox"/> |
| Check welfare information P S SP AT PRU | <input type="checkbox"/> |
| Check Special Educational Needs information | <input type="checkbox"/> |
| Check exclusions information P S SP AT PRU | <input type="checkbox"/> |
| Check class type information P AT | <input type="checkbox"/> |
| Check attendance data P S SP AT PRU | <input type="checkbox"/> |
| Check Universal Infant School Meals P SP AT Applicable to schools with pupils in Reception, Year 1 and Year 2 | <input type="checkbox"/> |
| Check Early Years information N P SP AT PRU Applicable to schools with Early Years children | <input type="checkbox"/> |
| Check top-up funding information | <input type="checkbox"/> |

Key:

N Nursery schools **P** Primary schools **S** Secondary schools
SP Special schools **AT** All-Through schools **PRU** Pupil Referral Units

| Description of task | Completed |
|--|--------------------------|
| Check pupil/student's post-looked-after arrangements | <input type="checkbox"/> |
| Update funding and monitoring details as required by the DfE | <input type="checkbox"/> |

P
S
SP
AT
PRU

Key:

- N Nursery schools
- P Primary schools
- S Secondary schools
- SP Special schools
- AT All-Through schools
- PRU Pupil Referral Units