


# It's The Bear by Jez Alborough

*Props to support your storytelling and engage children further...*



- Large teddy
- Small teddy
- Small boy puppet or figure
- Small bear for boy to hold
- Play food
- Picnic blanket, hamper/ basket or lunchbox.



# It's The Bear by Jez Alborough



***Why not set up a picnic... You could get up and move like a bear and put on a deep bear voice. This will really engage the children.***



# The Teeny Weeny Tadpole

by Sheridan Cain

*Props to support your storytelling and engage children further...*



- A tadpole
- A frog
- Rabbit, Lamb, Grasshopper and Big fish.
- Larger frog



# The Teeny Weeny Tadpole

by Sheridan Cain



***Instead of toy animals you could use or make headbands for the puppets or children to wear! They can all help you to tell the story!***





# Pirate Stories

**Why not dress the puppets up and use them in your stories... Find pieces of material and props and make a themed bag with all of your under the sea props....**




# Making props with the children...




*You could make different props with the children and then use the props to tell stories too?*





# Super Worm by Julia Donaldson



*Super Worm is super long  
Super Worm is super strong  
Watch him wiggle  
See him squirm  
Hip hip hooray for Super Worm!*

***Make up rhymes and little chants for the children and parents to join in with they love being part of the stories you tell.***



# Super Worm props



You could make a wand



A bird puppet



A stretchy worm  
(you could use plasticene  
and make one!)



Some plastic  
bugs



A toy lizard

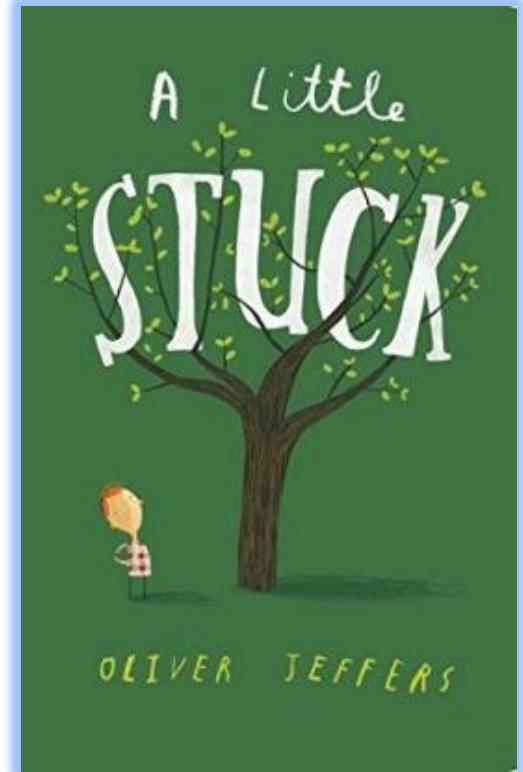




# A Little STUCK by Oliver Jeffers

What objects can you find around the house or when out and about to create your own story sack?

Are there props you can make from any recycling you have?



# A Little STUCK props

Some of the things that got stuck in the tree...  
You can keep adding objects as you find them!



- A trainer
- A kite
- A duck
- An orangutan
- A chair
- A cat
- A ladder
- A paint pot
- A whale
- A car



# Whatever Next by Jill Murphy

- A big teddy
- A small teddy
- An owl
- Some wellies



- A box
- A colander
- A piece of material
- A small picnic

***Keep hold of those boxes you never know when they might come in handy!***



# Whatever Next by Jill Murphy



***What songs can you sing to link in with the theme or props?***

Teddy Bear, Teddy Bear,  
touch your nose. Teddy  
Bear, Teddy Bear, touch  
your toes...

Zoom, zoom, zoom  
we're going to the  
moon. Zoom, zoom,  
zoom we'll be there  
very soon. 5,4,3,2,1  
BLAST OFF!



# Would You Like a Banana by Yasmeen Ismail



**Stories with repetitive phrases are always a winner with children! This one is a lot of fun to read!**

**And all you need is 2 x monkeys and a banana!**



# We're Going on a Bear Hunt by Michael Rosen



**Children could walk through or feel e.g. the grass, squelchy mud...**



**Make your storytelling a sensory experience!**



*We're Going on a bear hunt. We're going to catch a big one. What a beautiful day! We're not scared...*

