



London Borough of Waltham Forest

Childcare Sufficiency Assessment (CSA)

**Spring Term
Jan to Mar 2021**

Contents	Page
1. Introduction	
1.1 Local Authority Statutory Duties relating to Early Years and Childcare	3
1.2 The Impact of the COVID-19 Pandemic on Childcare Provision	4
1.3 The Childcare Sufficiency Assessment 2020	5
2. Executive summary and key findings	
2.1 Summary Gap Analysis at Ward Level	6
2.2 Summary of factors affecting the availability of provision	7
2.3 Actions to address sufficiency issues	8
3. Free Early Education Entitlement (FEEE) for 2,3 &4 year olds	10
4. Supply and accessibility of childcare	
4.1 Provider types	12
4.2 Number of early years providers and places	13
4.3 Known potential place creation opportunities at ward level	16
5. Demand for childcare	
5.1 Population of early years children	19
6. Quality of early education and childcare provision	
6.1 Ofsted Outcomes	19
6.2 Children's Development Outcomes	21
6.3 Supporting children with learning & development delay or SEND	22
6.4 Actions to Maintain Quality of Provision	24
Appendices	
Appendix A – Methodology	25
Appendix B – Map of the wards in Waltham Forest	28

1. Introduction

1.1 Local Authority Statutory Duties relating to sufficiency of early years and childcare places

The Childcare Act (2006) requires Local Authorities in England to ensure sufficient childcare, where reasonably practicable, for working parents and those parents studying or training for employment. Sufficient childcare should be available for children aged 0-14 years old, and up to 18 years old for disabled children and children with additional needs.

The Act also requires Local Authorities to secure free early years and childcare provision for qualifying children as part of the [Governments free early education & childcare offer](#) which provides:

- A universal entitlement of up to 570 hours of free early education & childcare per year for all 3 and 4 year old's
- An extended entitlement of an additional 570 hours of free early education & childcare per year for 3- and 4-year-olds per year for eligible working families.
- An entitlement of up to 570 funded hours of free early education & childcare per year for the most disadvantaged eligible 2-year old's

In Waltham Forest we refer to the Governments free early education and childcare offer as the Free Early Education Entitlement (FEEE) and will be referred to as such throughout this document.

Local Authorities are also required to report annually to elected council members on how they are meeting their duty to secure sufficient childcare and make this report available and accessible to parents. The production of this CSA allows the Local Authority to meet this duty and aims to identify whether there is sufficient childcare to ensure parents are able to access their child's free early education entitlement and/or work because childcare places are available, accessible and affordable and that they are delivered flexibly in a range of high-quality providers.

In line with this statutory duty the LA has, as part of this CSA, assessed information about the current and projected supply and demand of childcare for particular age ranges of children, and the affordability, accessibility and quality of provision. This work is undertaken by gathering data on the number of places available, take up of places and population.

Where it is identified that there may be insufficient places, actions will be outlined to address these.

The LA uses this information to plan work supporting the local childcare market and to target specific areas so that appropriate plans are put in place to ensure that supply matches demand as far as possible. This information is also used to respond to planning, regeneration and housing development enquiries in order to secure provider contributions for the development of new additional early years and childcare places.

These duties are set out in part A and B of the [Early education and childcare statutory guidance for local authorities](#)

1.2 The Impact of the COVID-19 Pandemic on Childcare Provision

2020 has been dominated by the COVID 19 pandemic. The pandemic has had a huge impact on the childcare sector across the country, including Waltham Forest. In March 2020 the country went into lockdown to try and prevent the spread of the virus. While many businesses closed, childcare providers were asked to remain open to care for vulnerable children and the children of designated key workers, if possible.

Parents who weren't key workers were expected to care for their children at home. Many parents, furloughed from their normal employment, were able to do this. Others, particularly those who found themselves working from home for the first time, often struggled to balance work and childcare.

Initially, around 100 of the 350 providers in operating in Waltham Forest remained open to provide care for about 300 children who met the key worker or vulnerable child criteria. Most of the settings that closed were childminders that had no demand from parents or smaller settings where predicted low numbers meant that it wasn't financially viable to remain open.

We continued to monitor attendance initially for children of critical workers and subsequently for a wider audience. We have listed average attendance between April 2020 and March 2021 for 0-4yr olds in the table below. Row 1 of the table shows average attendance during the initial lockdown. Row 2 of the table shows average attendance during the summer when provision was available to wider groups and row 3 of the table shows average attendance from September and covers attendance during the second lockdown.

Row	Time period	Average attendance in PVI setting (inc. Childminders)	Average attendance in schools	Total
1	April 2020 – May 2020	250	294	544
2	June 2020 – August 2020	2157	354	2508
3	September 2020 – December 2020	4193	1803	5996
	January 2021 – March 2021	3705	1173	4878

In an early release to the [21st annual Childcare Survey](#), Coram Family and Childcare have found that childcare usage had dropped in the vast majority of local authority areas in light of the COVID-19 pandemic. Many also reported a drop in the supply of childcare, with a third seeing an increase in permanent closures of childcare settings compared to last year.

The Government announced an end to the additional support for childcare providers which was introduced in Spring 2020 to help sustain them through the pandemic.

At the point of this sufficiency assessment being published, the full impact of the Covid 19 pandemic has not been realised across Waltham Forests early years and childcare provision.

No settings were permanently closed due to the Covid pandemic.

Some provision has experienced lower numbers of children whereas other providers report more hours being accessed than prior to the Covid 19 pandemic and this mixed picture is in line with other parts of the country.

The impact of the pandemic on how we live creates an everchanging situation with regards to short- and long-term early years and childcare requirements. We will continue to both monitor supply and demand and work with providers to ensure sufficient childcare places are available.

1.3 The Childcare Sufficiency Assessment 2020

The information contained in this CSA relates to information relating to availability of places available during spring term 2021 (Jan 2021-March 2021), it is therefore a 'snapshot' of place availability that was correct at that time.

The place gap analysis has been based on the current demand for places up to 2022 using the GLA population projections at ward level as well as places available and demand in each ward, as at March 2021. A full CSA will be completed again in the summer term 2022 which will review demand up to 2025, at which point the longer term impact of Covid-19 should be clearer.

Early years childcare delivered by Ofsted registered private, voluntary and independent sector providers¹, fluctuates regarding supply and demand, more so than a school. This has been exasperated by the current pandemic. It is important to note that as the number of Ofsted registered childcare providers increase and decrease on a regular basis due to settings opening and closing, and school nursery class and Ofsted registered childcare providers increasing and decreasing the numbers and types of places that they provide in response to demand, **any organisations or individuals who are considering opening new early years or childcare provision in the Borough should contact the Early Years, Childcare and Business Development Service to obtain an accurate picture of sufficiency at the time of their enquiry to inform their business planning.**

It is important for us to reflect on any changes in the sector and what this might mean for children and families. The pandemic has been a challenging time for everyone, and childcare professionals are no exception. It's difficult to say how much of the change in the number of childcare providers is because of the effects of the pandemic, but we're still hearing about how providers are being negatively impacted by closures due to self-isolation rules, rising costs and workforce issues.

¹ Full Daycare, Preschools, Independent Nursery Schools and Childminders

2. Executive summary and key findings

2.1 Summary Gap Analysis at Ward Level

The table below provides a high-level summary of the numbers of surplus and deficit places for each age cohort and provision type across each ward in the borough.

Key to table					
Sufficient or a surplus of places					
Higher level of deficiency of places (that could signify the need for a new 50+ place nursery)					
Lower deficiency of places (that could be met via expansion of existing provision)					

	A	B	C	D	E
WARD	Under 2's places gap	2 year old's places gap for term-time FEEE places	2 year old's full daycare places gap – full daycare/working families	3 & 4 year old's places gap	TOTAL PLACES GAP PER WARD
CHINGFORD					
Chingford Green	4	-6	18	32	49
Endlebury	-47	15	-41	-74	-146
Valley	-34	-37	3	-45	-112
Larkswood	7	43	-1	21	71
Hatch Lane	-29	-24	-13	112	45
Hale End & Highams Park	-59	3	-53	-35	-144
CHINGFORD SUB-TOTAL	-157	-6	-86	12	-237
WALTHAMSTOW					
Higham Hill	3	-11	-5	-7	-20
Chapel End	-11	52	-4	20	56
William Morris	-16	-16	-18	14	-37
Wood Street	-52	21	-31	43	-19
Hoe Street	-17	-4	16	-48	-52
High Street	-13	-21	-18	11	-41
Markhouse	-2	-13	7	115	106
WALTHAMSTOW SUB-TOTAL	-110	9	-53	148	-7
LEYTON & LEYTONSTONE					
Lea Bridge	-71	-28	-56	-97	-253
Leyton	15	-17	35	68	102
Grove Green	-42	-11	-35	-86	-173
Forest	-6	-13	1	8	-9
Leytonstone	61	17	73	101	251
Cathall	-35	22	-32	42	-3
Cann Hall	-41	-7	5	49	7
LEYTON & LEYTONSTONE SUB-TOTAL	-118	-36	-9	84	-78
Totals	-385	-33	-148	243	-322

2.2 Summary of factors affecting the availability of provision

Families that reside in the borough have a good choice of different types of high quality provision. The table in 4.2 below shows a breakdown, at a ward level of the proportion of places, by each provider type, compared to the population of 0-4 year olds in each ward. Only 2 of the 20 wards within our borough, (Endlebury and Cathall) do not have a full daycare provider located within the ward. Similarly, there are 4 wards without a PVI term-time only provider, however, in 3 of these wards, there are school nursery places that are above the average, which mitigate the lack of term-time only places in the PVI sector.

Whilst there is still an overall place gap of approx. 322 places across all age ranges and wards in the borough. Most of this deficit is in relation to provision for under 3's.

Whilst there are some wards with high numbers of deficit places, in some instances these are offset by a surplus of places in neighbouring wards.

There are plans in place to create approximately 480 additional places over the next 6 years, with 237 due for completion within the next 3 years. This will address some of the identified deficits, but not all of the new developments are in the areas of highest need or the type of provision that is required. This is particularly true for places for under 2's and FEEE places for 2 year olds.

Finding enough provision for two year olds has been challenging, however the local authority will have to find more early education places to cope with increased uptake of free early education. This will be difficult, with a lack of suitable premises being the most important factor limiting an expansion of places.

As the demand for full daycare places for 2 year old's is high, this has an impact on availability of part-time FEEE places for 2 year olds in full-daycare settings. As a result, the majority of FEEE places for 2 year old's needs to be provided by PVI sector term-time providers and school nursery classes. However, the availability of places in this sector is not sufficient to meet demand in a number of wards. Some providers are reluctant to provide these places as the hourly rate payable to them for provision of these places is only approx. 64 pence on average per hour higher than the rate for 3- & 4-year-olds, but the adult to child ratio for 2-year-olds is 1:4 as opposed to 1:8 for 3 & 4 year olds. This, in many instances, is not financially viable, which is particularly true for schools.

Where some families have older siblings attending school, they would prefer to take up their child's 2 year old FEEE place at the same school, however there are not enough 2 year old FEEE places being delivered in schools to facilitate this.

More families that take up full daycare places are likely to travel outside of the ward in which they reside to access their place. Those who only take up their part-time FEEE place need their provision to be in the locality of their home address.

We are aware that there are an increasing number of Nannies operating in the Borough, but as Nannies do not have to register with Ofsted, we do not have an accurate record of the numbers operating in the borough, or the numbers and ages of the children that they care for. Therefore, they have not been included in

this CSA summary, which is likely to have slightly inflated the number of deficit places, particularly for under 2's.

There are certain wards that evidence a large surplus of places. This is generally where there are major tube or mainline stations (e.g. Chingford Green, Markhouse, Leyton & Leytonstone) as some families, particularly those working families requiring full day-care, will choose to take up childcare in the vicinity of their departure station rather than the ward of their residence.

The lower levels of take up of childcare places in early years education are strongly associated with perceptions about its quality, with some of the existing vacancies in early years settings being viewed as of lower quality. Some of these perceptions are linked to the suitability of the premises that the childcare is offered from, although the quality of the early education and care is good. Addressing quality as well as parental perceptions about quality, would address some of the supply issues for under-fives childcare.

Historically the provision of early education and childcare places was not embedded in the LA's regeneration and planning strategies. This has now been addressed, however as new building developments can take several years from inception to completion, it is likely to be a few years until we see significant benefit from this.

A number of providers have raised concerns about their ability to recruit staff, particularly qualified early years professionals. This can result in a provider being unable to consistently offer the number of places they are registered to provide. The recruitment situation is made worse for the PVI sector as they are unable, in a number of instances, to compete with the pay terms and conditions offered for similar positions within schools.

2.3 Actions to address sufficiency issues

To ensure overall childcare sufficiency and increase take up of FEEE places, we will:

Continue to work with colleagues across the Council to ensure that the L.A **commitments to ensure there are sufficient early years and childcare places** are implemented. This is set out in the following documents:

1. Waltham Forest Local Plan (LP1)
2. Infrastructure Delivery Plan (IDP)
3. Strategic Asset Management Plan
4. Capital Strategy
5. Planning Obligations Supplementary Planning Document adopted May 2017

Ensure that early years and childcare will be **considered, as part of every housing and regeneration project**, as well as every primary school expansion.

Ensure that all **Council owned property** that becomes available at the end of a lease term or is identified for disposal, will be **considered as a site** for early years and childcare. We will continue to work with our Commercial Estate & Investment teams to identify leasehold opportunities for L.A owned and leased sites, as well as potential redevelopment of such sites.

Continue to work with and **embed clear processes** within **Planning & Regeneration** teams to ensure that the Early Years and Childcare service is **consulted in regard to all existing and future developments**, in order to identify potential opportunities to create new purpose built nursery provision or potential expansion of our existing provision in areas of need.

Review our **revenue place creation grant** to agree grant funding available in identified areas of need. This will be used to create additional places by working in partnership with existing DfE registered schools and Ofsted registered providers to encourage them to expand their provision in areas where there are lower levels of deficit places.

Ensure that **new build childcare provision is based on a 50+ place nursery** provision with access to outdoor provision, to ensure quality and financial sustainability.

Create new purpose built nursery provision by **working in partnership with any organisations that want to purchase or build new nursery provision** in wards where there are high levels of deficit places.

Work in partnership with the LA's Planning and Regeneration teams to ensure that new early years and childcare **provision is considered as part of any new regeneration or housing project** by way of new build nurseries, or appropriate **section 106 or Community Infrastructure Levy (CIL) contributions** are sought to support the funding of construction of new premises or adaption or expansion of existing premises.

Develop and deliver a **recruitment campaign** to encourage more childminders and nannies to register to provide places for under 2's

Continue to work with the LA's **Adult Learning and Skills Service to promote early years as a profession**, ensure appropriate training and employment opportunities are available and encourage individuals to take them up as part of a recruitment campaign

Encourage **school nursery classes and term-time Ofsted registered providers** to **consider providing FEEE places for 2 year olds** in areas where there is a deficit of places.

Work with **schools to explore opportunities to lease/rent space within their school** site to an external PVI sector provider to deliver places to address deficit places.

Work with providers of 3 & 4 year old places in areas where there is a surplus of places to suggest that they consider **revising their business model** to deliver full day-care for under 3's or FEEE places for 2 year olds where there is a deficit.

Continue to work with colleagues across Children and Family Centres, Early Help, Health, Housing, Adult Learning services and the voluntary sector to ensure **that all families are aware of their entitlement to a FEEE place** and the benefits to their family of taking up a place and are encouraged and supported to take it up.

Continue to **lobby the Government for fairer funding rates** for the provision of FEEE places which cover the actual cost of delivering a place, and particularly for 2-year-olds, in order to **support the recruitment and retention of staff** and encourage more providers to offer them.

Recruit **parent champions** who have benefited from taking up their child's FEEE place to **share their positive experiences and encourage others to do the same**

Continue to work with providers to offer **sustainable yet affordable childcare**.

3. Free Early Education Entitlement (FEEE) for 2,3 & 4 year olds

Some children are entitled to free childcare, funded by the government.²

Free Early Education is available for all children aged three or four years. It constitutes a part time place (15 hours a week) accessible over a minimum of 38 weeks a year (although can be 'stretched' to be available in the school holidays where providers can offer this) and is free to the parent at the point of delivery until they start reception class in school.

An extended entitlement of 30 hours is available where both parents are working, or lone parent families where that parent is working. eligible families are entitled to 30 hours per week until they start reception class in school.

Children aged 2 whose families receive certain benefits (incoming low income in receipt of in-work benefits), or those who meet additional non-economic criteria, are entitled to 15 hours per week. Nationally, about 40% of 2-year olds are entitled to this offer, but the proportion varies by area. In Waltham Forest approx. 33% of all 2-year old's are entitled to funded early education. This equates to around 1200 children per year in 2020.

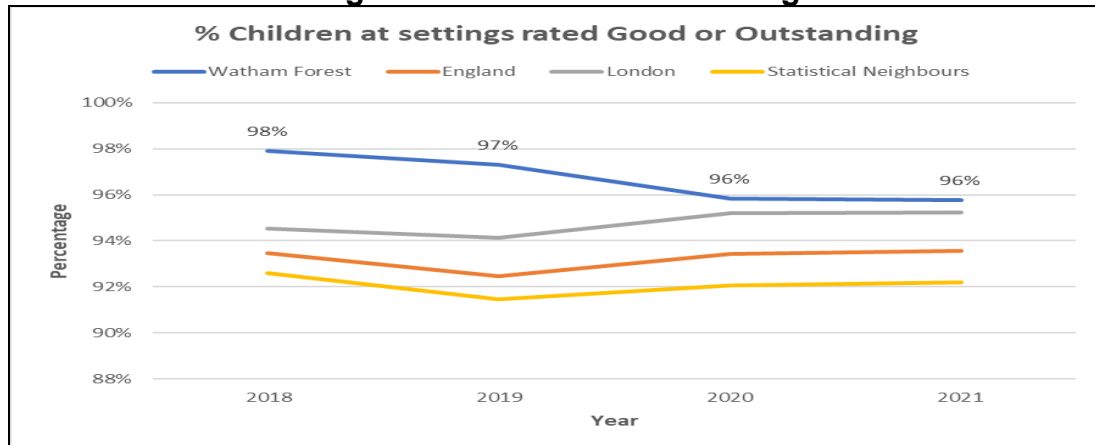
Parents do not have to use all the hours of their funded entitlement. They may choose to split them between providers. With the agreement of their provider, parents may also spread them across the year – for example, rather than taking 15 hours for 38 weeks a year they could take just under 12 hours for 48 weeks a year.

FEEE places, can only be provided by Ofsted registered provision, all of which deliver the full EYFS curriculum.

² <https://www.walthamforest.gov.uk/service-categories/childcare-and-early-years>

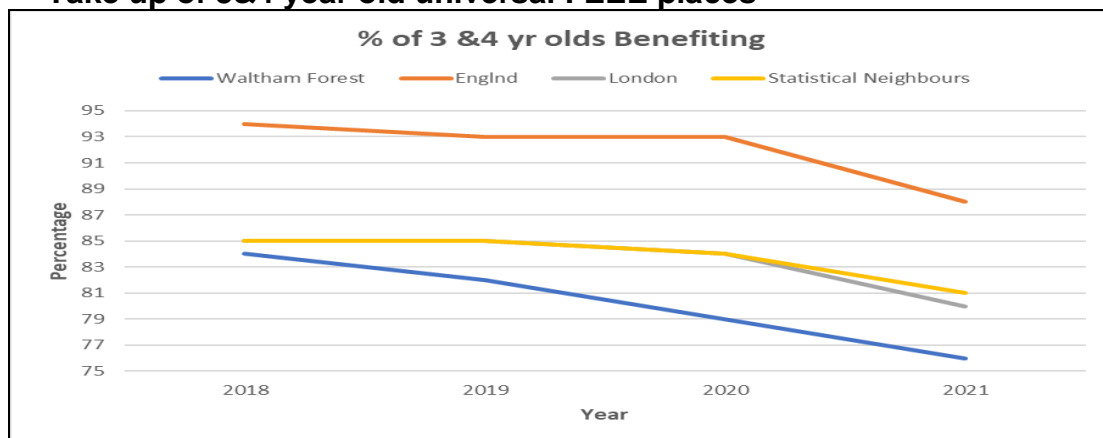
DfE data regarding the take up of FEEE places in Waltham Forest at the Jan 2021 census showed that:

% Children at settings rated Good or Outstanding



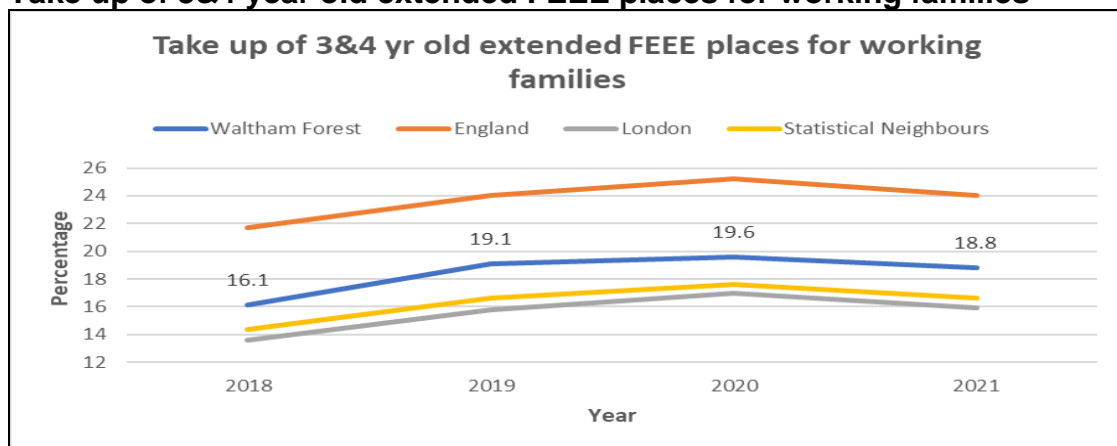
96% of children taking up their FEEE place attend a Good or Outstanding Ofsted rated provider which is 1 percentage point above London and 2 percentage points above England

Take up of 3&4 year old universal FEEE places



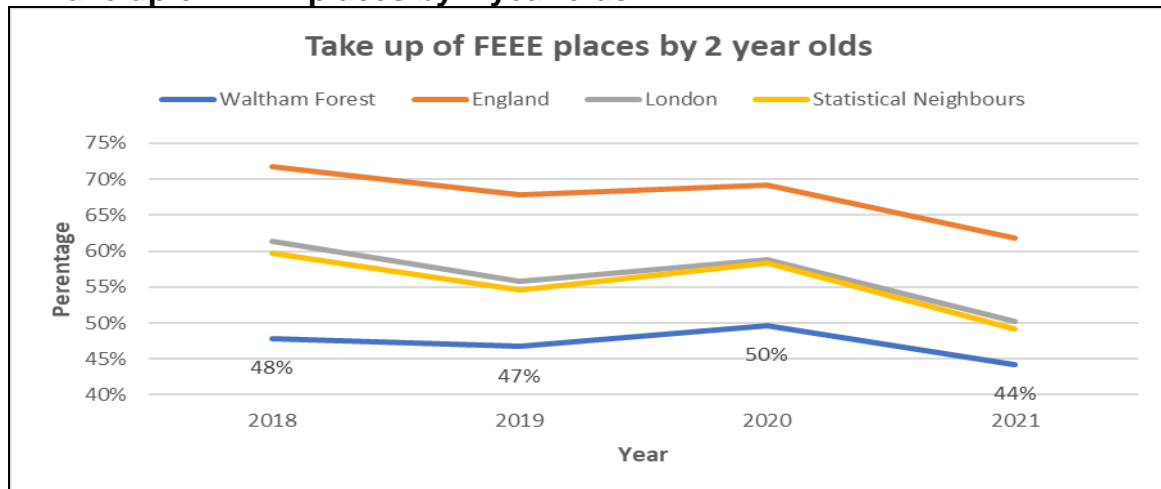
76% of 3&4 year olds were taking up their universal FEEE place, which was 4 percentage point below London and 12 percentage points below England

Take up of 3&4 year old extended FEEE places for working families



18.8% of 3&4 year olds were taking up their extended working family FEEE place, which was 2.9 percentage points above London and 5.2 percentage points below England

Take up of FEEE places by 2 year olds



44% of 2-year-old were taking up their FEEE place, which was 6 percentage point below London and 18 percentage points below England

Providers are paid directly by government via the local authority for delivering funded early education. They are not required to offer places to parents, but of course parents may choose to use a different provider if they do not. Some providers offer a restricted number of funded places. The table below sets out the number of providers approved by the LA to provide FEEE places, by provider type as at 1st April 2021.

Type of provision	Number of Providers
Childminders	88
Nursery classes in schools	45
Private, voluntary and independent nurseries	83
Total FEEE providers	216

4. Supply and accessibility of childcare

4.1 Provider types

Early education and childcare in Waltham Forest is available through a diverse and regularly shifting market of DfE registered schools and Ofsted registered private, voluntary and independent sector providers.

Ofsted registered childminders are self-employed childcare professionals. They provide play, care and learning for children in the childminder's own home and offer a range of full day-care, term-time, before school, afterschool and school holiday provision. Childminders must be registered by Ofsted if they look after children up to eight years old for more than two hours a day, in their own home for pay or reward.

Ofsted registered childcare on domestic premises is the term for four or more childminders working together to care for children on domestic premises.

Ofsted registered full daycare nurseries provide play, care and learning for children aged up to five. Typically, they open from 8am to 6pm, but some are open longer hours to suit working parents and offer a choice of full or part-time places. Day nurseries are generally operating over 48-52 weeks per annum.

Ofsted registered pre-schools provide play, care and learning normally for children aged between two and five years old and they usually open during term time only. The majority offer sessions in the mornings and / or afternoons. Some allow children to for up to 7 hours per day to align with a school day.

DfE school nursery provision provide play, care and learning normally for children aged between two and five years old and they usually open during term time only. The majority offer sessions in the mornings and / or afternoons. Some allow children to for up to 7 hours per day to align with a school day. Attending a school nursery class does not entitle a child to a Reception place at the school. This is a separate application process in line with school admission processes.

The majority of childcare places for under 2's are provided by full day care providers and childminders. Parent/carers pay the full fees for their childcare provision, although some parents/carers can claim Tax Free Childcare, the Childcare element of Working Tax Credit, Childcare vouchers, or Universal Credit which for eligible families could allow them to claim back up to 85% of their childcare costs up to a monthly limit of £646 for one child or £1,108 for two or more children.

Childcare before or after the school day and during school holidays. This can be delivered by a range of different providers, including breakfast and after-school clubs and holiday sports or play schemes. They could be linked to a child's school or based in the community.

4.2 Number of early years providers and places

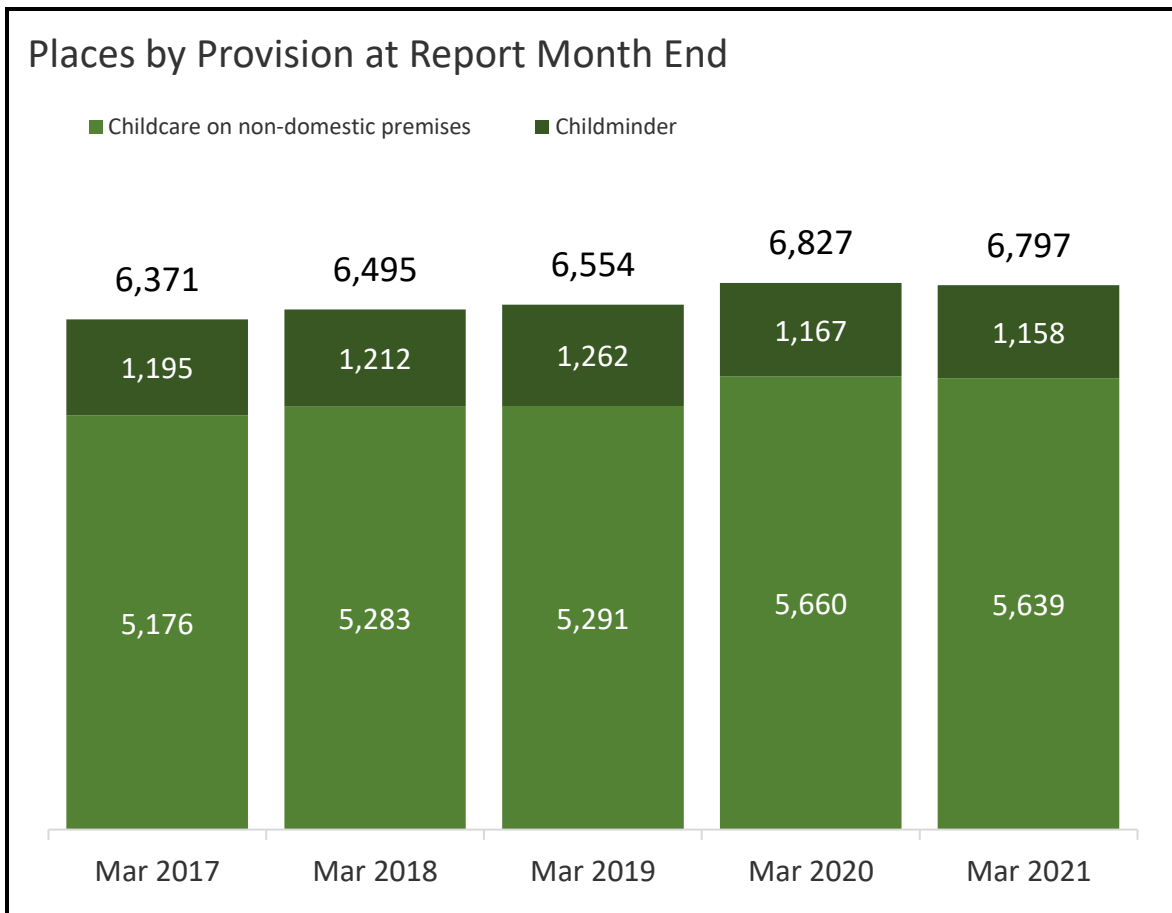
Levels of provision fluctuate regularly but as at on 31st March 2021³ there were 348 providers offering 7997 full time equivalent early years and childcare places.

Type of provision	Number of providers	Number of registered places
Private, voluntary and independent nurseries	87	4371
Childminders*	213	1180
Nursery classes in schools	45	2199
Maintained nursery schools	3	247

* Some childminder places may also be available for older children

³ Source: Survey carried out of settings by Waltham Forest Early Years Team

The number of Ofsted registered places in the Borough have increased by 426 during the period between May 2017 and May 2021.



Waltham Forest has a good mix of childcare options. The number of places available by provision type is set out in the table below:

Ward	School nursery class places	No of places as % of 0-4 population	PVI Term-time provision	No of places as % of 0-4 population	Full Daycare provision	No of places as % of 0-4 population	Childminder provision	No of places as % of 0-4 population
CHINGFORD								
Chingford Green	30	5%	87	14%	136	22%	80	13%
Endlebury	45	8%	65	11%	0	0%	50	8%
Valley	101	13%	0	0%	106	13%	47	6%
Larkswood	103	14%	138	18%	137	18%	80	11%
Hatch Lane	172	28%	0	0%	181	29%	69	11%
Hale End & Highams Park	138	16%	32	4%	18	2%	106	12%
CHINGFORD SUB-TOTAL	589	14%	322	8%	578	13%	432	10%
WALTHAMSTOW								
Higham Hill	109	9%	76	6%	231	19%	89	7%
Chapel End	152	13%	134	12%	251	22%	98	9%
William Morris	111	9%	64	5%	163	13%	53	4%
Wood Street	154	14%	128	11%	187	17%	51	5%
Hoe Street	89	8%	32	3%	213	20%	28	3%
High Street	208	19%	0	0%	172	15%	65	6%
Markhouse	213	19%	30	3%	305	27%	48	4%
WALTHAMSTOW SUB-TOTAL	1,036	13%	464	6%	1,522	19%	432	5%
LEYTON & LEYTONSTONE								
Lea Bridge	121	9%	24	2%	48	4%	36	3%
Leyton	108	8%	100	7%	294	22%	37	3%
Grove Green	58	5%	60	5%	52	4%	42	4%
Forest	108	13%	65	8%	186	22%	35	4%
Leytonstone	145	17%	0	0%	442	53%	41	5%
Cathall	135	17%	90	11%	0	0%	59	7%
Cann Hall	146	15%	72	8%	52	5%	66	7%
LEYTON & LEYTONSTONE SUB-TOTAL	821	11%	411	6%	1,074	15%	316	4%
BOROUGH AVERAGE	2,446	12%	1,197	6%	3,174	16%	1,180	6%

The number of registered places represents the maximum number of children who can be on the premises at any given time. In practice, some providers choose to operate at their maximum or reduced capacity in response to demand and availability of staff.

There are 8 wards where the number of term time places across schools and PVI sector providers are below the Borough average (18%), Valley, Higham Hill, William Morris, Hoe Street, Lea Bridge, Leyton, Leytonstone and Grove Green

There are 9 wards where the number of full daycare places are below the Borough average (16%), Endlebury, Valley, Hale End and Highams Park, William Morris, High Street, Lea Bridge, Grove Green, Cathall & Cann Hall.

More families that take up full daycare places are likely to travel outside of the ward in which they reside to access their place. Those who only take up their part-time FEEE place need their provision to be in the locality of their home address.

There are certain wards that evidence a large surplus of places. This is generally where there are major tube or mainline stations (e.g. Chingford Green, Markhouse, Leyton & Leytonstone) as some families, particularly those working families requiring full day-care, will choose to take up childcare in the vicinity of their departure station rather than the ward of their residence.

4.3 Known potential place creation opportunities at ward level

There are a number of early years and childcare place development opportunities currently being developed in partnership between the LA's Early Years, Childcare & Business Development Service and colleagues in Regeneration, Planning, Property and Housing Services. They also include feasibility exercises regarding other potential development opportunities. It is estimated that these project will create an estimated **487** additional places for under 5's.

Chingford Area

Endlebury Ward - 50 potential additional places

Full day care places - We are currently working with our Commercial Estate & Investment service where we have identified two potential LA owned sites that could be developed to create a new 50+ place early years provision, which could reduce the full day care places deficit. This currently at inception stage and if successful we anticipate it will take 2-5 years to deliver these places.

Larkswood Ward - 89 potential additional places

Comfort Angelz – Walthamstow Stadium: This active Ofsted registration is looking to offer a max of 89 full daycare places to under 2's, 2yr olds and 3-4yr olds. Our CSA evidences a surplus of places within this ward; however, it is possible that some of the neighbouring ward's deficit (Hale End and Highams Park and Valley) could be addressed as a result of this development due to the

close proximity of the position of this nursery and its immediate access to the north circular road.

Valley Ward – 30 potential additional places

Hearts Day Nursery are looking to offer a total of 30 full daycare places for 8 x 2yr olds and 24 x 3-4yr olds. The 3-4 yr old places created will reduce the deficit of places in this ward.

Walthamstow Area

Higham Hill - 30 potential additional places

Blackhorse Yard (formerly Webbs Industrial site): Full day care places – The numbers of places required is low, however we have worked with our Planning service to ensure that a proposed new redevelopment, includes a potential commercial space suitable for a nursery, should there be any requirement. Anticipated completion 2024-25

Chapel End - 50 additional places

Town Hall Redevelopment: Although we only identified a need for a small number of childcare places in this ward, and as such, it was not part of any planning condition, the successful developer has included a standalone 50+ place nursery/creche in their tender submission. The Early Years, Childcare & Business Development service are working with our Planning Team and the developer to ensure that the space being created will be suitable for a new early year's provision as this will potentially support with the deficit of places in the neighbouring William Morris and Hale End and Highams Park wards. Completion of the nursery is anticipated to be 2026-2027

Wood Street - 40 additional places

Proposed Full day care provider to open in early 2022 that will address some of the shortage of places.

Hoe Street - 50 additional places

Juniper House Nursery: This new development includes a new purpose built, zero carbon, 50+ place nursery. Juniper House is a mixed-use development in the heart of Walthamstow Town Centre that includes 91 new mixed-tenure homes. The project will provide flexible commercial and cultural space adjacent to the train station. Alongside the much-needed new homes, the development includes a new nursery for 50+ local children. At the time of this CSA, the construction is nearing the end and we are working with our Commercial Estate & Investment team to secure a quality Ofsted registered provider to operate full day care provision from the premises. The anticipated completion July 2023.

Leyton & Leytonstone Area

Lea Bridge Ward - 50 additional places

Lea Bridge ward accounts for the highest number of resident 0-4 year old's, in comparison with the other 19 wards. The ward is set to account for a projected increase in the resident number of 0-4 year old's up to the year 2025. A high number of new dwellings are planned to be constructed within the ward over the forthcoming decade. Our CSA has identified a shortage of places across all age groups, both for full day and term time care. This shortage of full day places is enough to trigger the potential need for at least two new 50+ place full day care nurseries.

Lea Bridge Gas Works: The Early Years, Childcare & Business Development service worked with Economic Growth & Housing Delivery to ensure a new 50+ place nursery was provided as part of this redevelopment. Current plans for the site include new urban community with 573 new homes a new 50+ place nursery school, two acres of landscaped public space, including play spaces and a new community square. The site creates a new link from surrounding residential areas to Leyton Jubilee Park and the Lea Valley. Awaiting confirmation of anticipated completion date.

Lea Bridge Road Station Redevelopment: We are currently working with Economic Growth & Housing Delivery to undertake a feasibility for the creation of new early years childcare places. Awaiting confirmation of anticipated completion date

Cann Hall Ward - 28 potential additional places

Proposed provider to offer a maximum of 12 x under 2's and 16 x 2yr old places. This proposed provision will reduce the deficit of under 2's places.

Leyton Ward - 70 additional places

Coronation Square - The Score Building: The LA are redeveloping this area and building. The Early Years, Childcare & Business Development service worked with Economic Growth & Housing Delivery to ensure that the nursery space within the new development would reproduce the purpose built nursery provision that currently forms part of the premises and increase capacity to accommodate additional demand as a result of the re-development and was of a suitable quality and design. The new Coronation Square development, on Council owned land, will provide 750 new homes contributing to the borough's housing need, with 50 per cent of them affordable. The scheme received final planning approval in December 2020 and works have just started on site. The development will also deliver a brand new bespoke 130 place full day care nursery. This will be a vast improvement on the existing nursery space.

5. Demand for Childcare

5.1 Population of early years children

In total, there are 19,639 children under the age of five living in our local authority⁴. These children may require early years childcare.

The following table shows a breakdown of under 5 population:

Age	Number of Children
Age 0-1	7,942
Age 2	3,924
Age 3-4*	7,773

* Some four-year-olds will have started reception

6. Quality of Early Years and Childcare Provision

6.1 Ofsted Outcomes

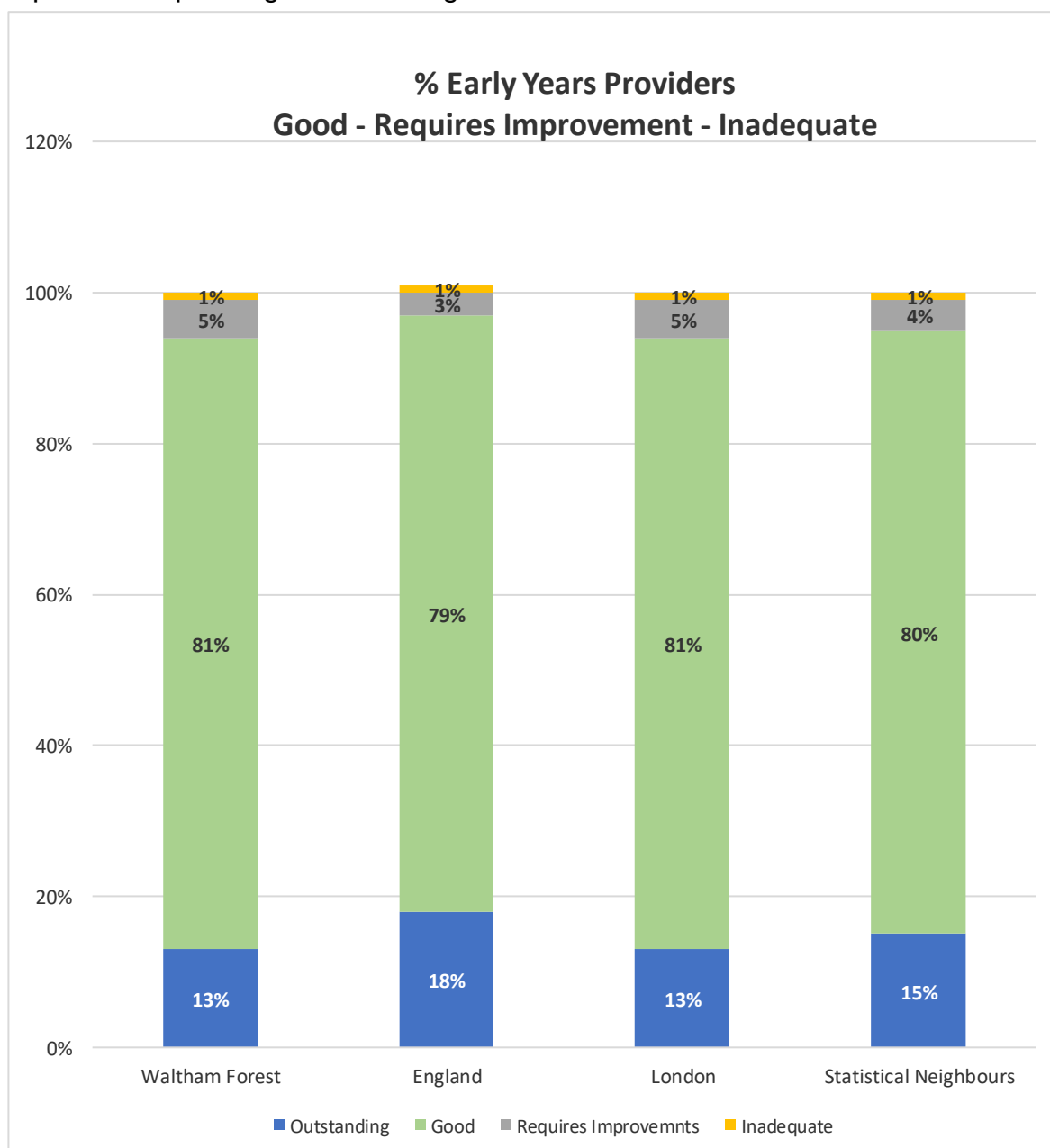
All early years childcare providers must register with and be inspected by Ofsted, who give them an overall grade for the quality of their provision. Childminders and private and voluntary providers are on Ofsted's Early Years Register, and schools and standalone maintained nursery schools are on the Schools register. The grades for both registers are equivalent. Schools with nurseries have an overall inspection grade, which is part of the early years effectiveness grade within a whole school inspection.

Ofsted publish details of Ofsted inspection outcomes on a regular basis⁵. Both schools and early years providers have four possible Ofsted grades: 'outstanding', 'good', 'requires improvement', and 'inadequate'. Some providers are still awaiting their first full inspection. These providers are not included in these statistics.

⁴ 2022 GLA population projection data

⁵ <https://public.tableau.com/views/Dataview/Comparelocalauthorityareas?:showVizHome=no>

Information published by Ofsted at 31/03/2021 for childminders and PVI sector providers operating in the Borough and is set out in the table below.



	Outstanding	Good	Requires Improvement	Inadequate
Waltham Forest	13%	81%	5%	1%
England	18%	79%	3%	1%
London	13%	81%	5%	1%
Statistical Neighbours	15%	80%	4%	1%

Statistical Neighbour	Outstanding	Good	Requires Improvement	Inadequate
Birmingham	13%	80%	6%	1%
Brent	14%	82%	3%	1%
Croydon	15%	81%	3%	1%
Ealing	12%	84%	3%	2%
Enfield	12%	84%	3%	1%
Greenwich	15%	78%	4%	3%
Hackney	17%	81%	3%	0%
Haringey	18%	80%	2%	0%
Lewisham	11%	81%	7%	1%
Luton	27%	70%	2%	1%

Overall, the quality of provision in Waltham Forest is good with 94% of providers achieving a 'Good' or 'Outstanding' Ofsted inspection outcome, which is broadly in line with London and statistical neighbour averages, and slightly below national averages.

96% of children taking up their FEEE place attend a Good or Outstanding Ofsted rated provider which is 1 percentage point above London and 2 percentage points above England

Early years providers are provided with a comprehensive range of free support, information and training to support them in improving and maintain high quality provision.

Early years providers are supported to empower parents as prime educators of their children via the [Learning Together Programme](#) which incorporates the [Chit Chat Pitter Pat Facebook](#) and Instagram pages.

6.2 Children's Development Outcomes

The statutory EYFS framework requires the EYFS profile assessment⁶ to be carried out in the final term of the year in which a child reaches age 5, and no later than 30 June in that term.

The EYFS profile is intended to provide a reliable, valid and accurate assessment of each child's development at the end of the EYFS. It is made up of an assessment of the child's outcomes in relation to the 17 early learning goal (ELG) descriptors. Practitioners are expected to use their professional judgement to make these assessments, based on their knowledge and understanding of what the child knows, understands, and can do.

The EYFS profile is a statutory assessment of children's development at the end of the early years' foundation stage (known as a summative assessment). Day-to-

6

https://assets.publishing.service.gov.uk/government/uploads/system/uploads/attachment_data/file/1024319/Early_years_foundation_stage_profile_handbook_2022.pdf

day informal checking of what children have learnt will inform teaching and learning on an ongoing basis throughout the final year of the EYFS. This will include identifying areas where children may be at risk of falling behind, so that practitioners can provide rapid, effective support.

Children are defined as having reached a Good Level of Development (GLD) at the end of the EYFS if they have achieved at least the expected level for the ELGs in the prime areas of learning and the specific areas of mathematics and literacy. This helps teachers and parents to understand broadly what a child can do in relation to national expectations. In addition, the EYFS profile provides a national child learning and development data set at the end of the EYFS.

Waltham Forest's Early Years Foundation Stage Profile (EYFSP) data 2019⁷ showed that:

- The average point score for all children was 35.4 which was 0.6 percentage point above London and 0.8 percentage points above England
- 75.6 % of all children achieved at least expected levels across all Early Learning Goals (ELG's) which was 2.6 percentage points above London and 4.9 percentage points above England
- 76.4% of all children achieved a GLD which was 2.3 percentage points above London and 4.6 percentage points above England
- 65% of children eligible for free school meals (FSM) achieved at least expected levels across all ELG's which was 12 percentage points above London and 10 percentage points above England
- 65% of children eligible for FSM achieved a GLD which was 10 percentage points above London and 8 percentage points above England

Children's levels of development at the end of the EYFS are higher than London and England across most measures

6.3 Supporting children with learning & development delay or SEND

Identification of children with learning and development delay and ensuring that timely and appropriate support is provided to ensure that they achieve their maximum potential is a key priority for the LA. In line with this we have made the following 5 commitments:

- Clear and accessible Early Years L&D delay information and services for parents, carers and professionals.
- Children and their families are supported by joined up services through their Early Years.
- Parents and Carers are empowered to make informed decisions for their child with L&D delay and family.
- Early Years provisions and services are high-quality, inclusive, and safe for children with L&D delay.
- Community resources and groups for Early Years children with L&D Delay are utilised and celebrated

⁷ <https://data.london.gov.uk/dataset/early-years-foundation-stage-profile-assessment-results>

The local authority also have a statutory duty to secure information, advice and training for providers in their area on meeting the needs of children with special educational needs and disabilities. In line with this duty the LA provide a comprehensive package of free support to schools and Ofsted registered providers including:

- [Support, information and training and SENIF funding](#) to enable settings to identify and support children with L&D delay/SEND who do not have an Education Health and Care Plan (EHCP)
- [Early Years Inclusion pathway](#) for children with high level needs that are known to specialist health services that are not attending a setting including transition support
- [Transition support](#) from home to earlyyears setting, early years setting to school, and from reception to year 1.
- Regular communication with SEND services, Children Social Care and Early Help to ensure children known to them are aware of their FEEE entitlements and are encouraged to take them up
- [Being Two Project](#) Supporting assessment and progress of 2-3-year-old children during this crucial period of their development
- Partnership working between LA's Early Years and SEND Services, NELFT HV and Specialist services to support children with L&D delay and SEND
- Approx. 300 2 year olds identified per annum as part of the developmental check by Health Visitors who are offered support via the [two year old partnership pathway offer](#).
- [Support Empower Enrich \(SEE\) project](#):
The Support, Empower, Enrich Package includes information, advice and training to support and empower early years provisions to enrich their practice in meeting the needs of children with special educational needs and disabilities.
- [SEND passport](#)
to include training regarding behaviour management and supporting well being
- [All Talk and Support4talk Projects](#) Joint working between the Early Years and Childcare service and health to provide communication and language support from Speech and Language professionals

Information obtained as part of the January 2021 early years census showed that:

6.5% of all children taking up their 2-year-old FEEE place had SEN which was 2.2 percentage points above London and 3 percentage above England

0.2% of all children taking up their 2-year-old FEEE place had an EHCP in place which was 0.4 percentage points below London and England

8.2% of all children taking up their 3–4-year-old FEEE place had SEN which was 1.8 percentage points above London and 2.7 percentage points above England

1.5% of all children taking up their 3–4-year-old YO FEEE place had an EHCP in place which was 0.3 percentage points above London and 0.5 percentage points above England

A higher % of children with SEND are being identified and supported to take up their FEEE place than in London and England

6.4 Actions to Maintain Quality of Provision

In order to continue to improve the quality of provision we will:

Work towards the overarching strategic aims of giving every child the best start in life and that **every child attends a good or outstanding early years setting**.

Continue to work with schools and settings and **provide a range of information, advice and training** to ensure good quality new and existing provision in relation to meeting the requirements of the Early Years Foundation Stage, meeting the needs of children vulnerable and disadvantaged children including those with SEND, effective safeguarding and child protection and business/financial planning.

Undertake continuous monitoring of quality via Ofsted inspection ratings and LA support to ensure that all settings in the borough are aiming for consistently good provision and expect to get at least a 'good' and ideally and 'outstanding' Ofsted outcome.

Continue to implement our Team Around the Setting (TAS) process to **support settings that fail to meet statutory welfare requirements** and **work closely with Ofsted** to inform them of concerns regarding quality and close poor quality provision as appropriate.

Continue to provide SEN Inclusion Funding (SENIF) to support to settings to make appropriate arrangements to support individual children with the highest levels of additional needs.

Work closely with **potential providers** to ensure they have done **adequate market research** and understand the statutory requirements and financial implications of opening a quality childcare provision and continue to quality assure new provision in regard to Business, Safeguarding and Premises compliance & H&S

Appendix A - Methodology

Since the 2019-20 Childcare Sufficiency Assessment, the Early Years, Childcare & Business Development service have developed, and improved the process for carrying out its CSA to improve the accuracy of the overall gap analysis in order to allow us to identify more specific deficiencies and surplus places at a ward level. A map of the wards in Waltham Forest are set out in **Appendix B**

The projected population data used to inform the CSA has been aligned with school place planning and which uses GLA population projections for Waltham Forest.

Population data also takes into account all known developments in the borough via a twice-yearly update from our planning colleagues.

Childcare place demand calculations have been updated via information obtained from early years providers, parent/carer surveys and analysis of DfE early years census data.

This CSA summary includes a high-level ward by ward sufficiency snapshot for each age cohort.

Although a CSA is more than just the number of places available or quality of provision, in order for our local authority to plan better, we have developed our CSA to include a clearer picture of where we have a surplus or shortage of places.

We ensure that we align with our school place planning lead by using the same set of population data projections. In this case we have used Resident Population 2022 GLA Population data (produced in September 2021) because previous years data was effected by the pandemic

In collaboration with our school place planning lead, all known LA developments data (as provided to us by our Planning colleagues) feed into the population projections data, which in turn, provides us with our key data. The known development data includes the expected number of residential units being provided currently and into the future by way of new redevelopment and regeneration projects. This data is updated bi-annually by our planners and includes data in bands of 5 years up to 2035. This means we do not need to undertake separate child yield calculations for new development other than the few developments that are not included in the bi-annual known development data.

Our provider place data was based on Ofsted data and confirmed with providers by way of a survey in March 2021. This data provides us with the maximum number of childcare places a provider can offer childcare to, separated into age cohorts, both for term time and full day care.

We also undertake a similar exercise to estimate/predict future childcare demand by using projected Resident Population 2022 (GLA Population data).

Methodology used to calculate the demand and supply of childcare places in Waltham Forest

The table at 2.1 in this report shows the summary gap analysis at a ward level. The following methodology was used to calculate the surplus / deficit for each age range:

Column A – Under 2 year old's full daycare places gap for - working families @ 65%: This data relates to gaps or surplus places for full day care

The 2022 GLA projections indicate there are 7,942 under 2 year olds in our borough. To ascertain how many of these required a daycare place, we surveyed the parents that were in receipt of 30 hour working families offer in Spring 2021. We sampled 12% of these parents and ascertained that on average 65% of them required a childcare place before the child's 2nd birthday. This equated to 1,635 children. We uplifted this to 2,000 children, which is equivalent to around 25% of the under 2-year-old population.

We multiplied the 2,000 children by 1.5 to reflect the fact that on average, the age at which a child was taking up an under 2 place was when they were 6 months old.

65% of all parents that responded to our survey confirmed their child took up a daycare place between the age of 6 months and 2 years, therefore, we worked on the basis that 65% of those parents in receipt of the working families offer required an under 2 place.

Based on the supply of under 2 year old places in each ward, we worked on the basis that each place available could cater for 1.2FTE children requiring a place. This gave us the gap/surplus of places available against the demand/need for places.

Column B – 2 year old's places gap for term-time FEEE places: This related to term time provision which is mostly maintained schools.

The 2022 GLA projections indicate there are 3,924 number 2-year-olds in our borough. To ascertain how many of these 2-year-olds require a term-time only place, we used the DWP list produced in March 2021, which showed 1,266 eligible 2 year olds in our borough. We ascertained which wards they lived in to work out the demand for places in those wards for term-time only provision. In terms of places available, we looked at all nurseries within maintained schools and academies as well as term-time only PVI providers to arrive at the number of places available.

Based on the supply of 2-year-old places in each ward, we worked on the basis that each place available could cater for 2 children requiring a part-time term-time only place. This gave us the gap/surplus of places available against the demand/need for FEEE funded 2 year old places.

Column C – 2 year old's full daycare places gap for - working families @ 80%: This data relates to gaps or surplus places for full day care

For the demand for 2-year-old daycare places, we used the same principle as the under 2's places (mentioned above) by looking at the percentage of parents we

surveyed that are currently taking up a 30 hour working families place that took up a place when the child was 2 years old.

80% of all parents that responded to our survey confirmed their child took up a daycare place by the time they were 2 years old, therefore, we worked on the basis that 80% of those parents in receipt of the working families offer required a full daycare 2-year-old place.

In terms of places available, we looked at all PVI full daycare nurseries and childminders that confirmed they offer daycare places for 2-year-olds to arrive at the number of places available. We then compared this supply against the projected demand to arrive at the forecast surplus/deficit of places within each ward.

Column D – 3 & 4 year old's places gap: This data relates to gaps or surplus places for full day care

The 2022 GLA projections indicate there are 7,773 3 & 4 year olds in our borough. 3 year old children are entitled to a FEEE place from the term after they turn 3 years old. Also, some 4 year olds will be in a school reception class (due to them turning 5 years old within the academic year). This means that not all 3&4 year olds will require a nursery place. Therefore, we have worked on the basis that 7/12th of 3-year-olds and all 4 year olds will require a nursery place. We have uplifted this figure to 7,000.

To ascertain, how many required a daycare place, we referred back to the number of parents in receipt of the working family offer, which equated to 1,635. We uplifted this to 2,000 daycare places and worked on the assumption that the remainder 5,000 places required for term-time only FEEE places.

For the number of places required for the universal FEEE places, we used a multiplier of 2, working on the assumption that each place within the part-time term-time only providers can cater for 2 children looking for FEEE universal hours only. As for full daycare providers, we have worked on the assumption that each daycare place can cater for 1 child looking for full daycare.

Appendix B – Map of the wards in Waltham Forest

