



Chit

Chat

Pitter Pat!



# Festive Fun

Look out for our festive fun activities over the coming week.

We will be sharing daily simple and enjoyable activities and stories up until Christmas Eve.

Chit Chat Pitter Pat will then be taking a short break and be back on Monday 4<sup>th</sup> January 2021.



Chit

Chat

Pitter Pat!

# Paper Decorations

Decorate your home with different paper decorations you can make yourself



- ✓ **Snowflakes** – fold up a piece of paper, cut out different shapes, unfold for your snowflake pattern.
- ✓ **Paperchains** – cut pieces of paper into strips, use one strip to make a loop, thread the next strip through the loop to make a new loop. Keep on going until you have a chain.
- ✓ **Make a card** – fold a piece of paper in half and decorate with festive drawings.

Decorate your windows to spread the festive cheer! When you are out on a walk look for other decorated windows.



# Festive Fun


Chit

Chat

Pitter Pat!

# Fun with boxes

There are so many creative activities you can do with a box!



- ✓ Play 'Guess what's in the box?' and take turns hiding items.
- ✓ Create some junk modelling with the box...you could make a bus? A house?
- ✓ Explore how many items you can fit in the box. Make sure you count '1....2...3'. Can you say your final number?
- ✓ Practice your wrapping skills. Can you find items to wrap around the box? A towel, bedsheet, clothing or even string.



What else can you do with a box?



# Festive Fun

Chit

Chat

Pitter

Pat!

# Winter sounds!

Go on a walk together and listen for different winter sounds!



Squashy mud



Birds tweeting



Crunching leaves



Puddles splashing



Rain pattering



What other sounds can you hear?



# Festive Fun

Chit

Chat

Pitter

Pat!

# Make a bird feeder

Go on a walk together and listen for different winter sounds together!



1. First find a pinecone.
2. Tie a piece of string to it.
3. Spread lard or peanut butter over the surface of the pinecone.
4. Roll the pinecone through some bird seed.
5. Hang it outside.



How many birds come to eat? Use some toilet roll tubes to make some binoculars and see how many birds you can count.



# Festive Fun

Chit

Chat

Pitter Pat!

# Winter creations!

Go on a walk together and collect natural items like leaves, sticks and anything else you can find. You can use these to make.....



✓ **Mobile** – Tie a piece of string to the natural items then tie all of these to a stick. Hang this up on a wall.



✓ **Picture** – Place all the natural items on a surface. Move them around to create a picture. This could be a face or an animal.

✓ **Wreath** – Glue or tape sticks into a circular shape. Attach different items to the wreath to decorate. Put this on your front door.

How many different colours have are there on your winter creations?



## Festive Fun

Chit


Chat

Pitter

Pat!

# Festive Performance

Can you create a dance, a song or a story together?



## Create a dance!

Turn the music up and get that body moving!!

## Tell a story!

You, toys or sock puppets can become the characters.

## Make music!

Use kitchen items like pots, pans and wooden spoons.

Set up a stage, turn the lights down and let the show begin.



# Festive Fun



Chit

Chat

Pitter

Pat!

# Winter Olympics

Can you use your body to complete these challenges?



**Waddle  
like a  
penguin**



**Throw  
some sock  
or paper  
snowballs**



**Spin and  
twirl like  
an ice  
skater**



**Balance  
like  
frozen  
tree**

Maybe you can set up these challenges as an obstacle course.

**READY, STEADY, GO!**



# Festive Fun



Chit

Chat

Pitter

Pat!

# Making Snow

What could you use to make your own snow?



Rice



Flour



Cotton wool



Ripped paper



Ice cubes



Shaving foam

**Create a winter  
wonderland.**

You could use a tray to put all the snow and objects in.


**Shovel some  
snow.**

Use different size cups and spoons. How many cups can you fill?

**Make it snow!!**

Lift the snow above your head and sprinkle away!

Let it snow, let it snow, let it snow!



# Festive Fun



Waltham Forest

Chit  
Chat  
Pitter Pat!



# We hope you enjoyed joining in with our Festive Fun

Chit Chat Pitter Pat will be taking a short break  
and be back on Monday 4<sup>th</sup> January 2021.

We wish all our families a happy holiday! We  
look forward to sharing more home learning  
activities with you next year. : )

